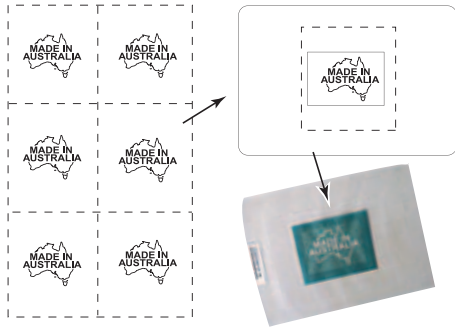


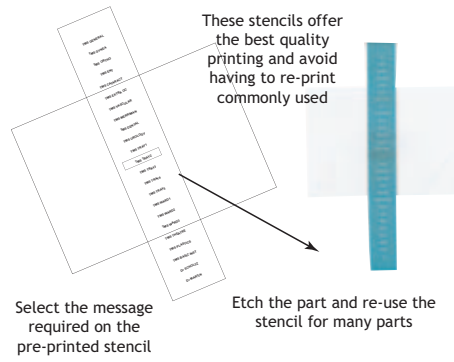
Permanent Stencil



Permanent stencils are made by us according to your specifications. Individual stencils can be re-used to etch up to 3000 times each and produce high-resolution graphics and text from high quality artwork.

They are supplied on various sized sheets (or mounted as an option). The sheet size will depend on the quantity, variety and size of the individual logos or text. A small border for mounting, is also essential.

Permanent Stencil Strips



These stencils offer the best quality printing and avoid having to re-print commonly used

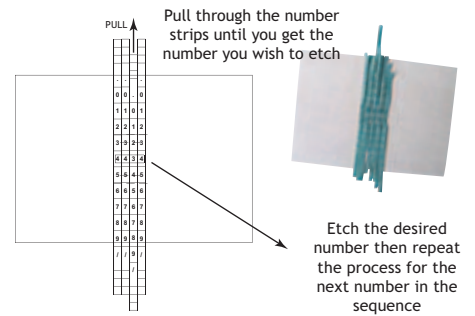
Select the message required on the pre-printed stencil

Etch the part and re-use the stencil for many parts

Permanent stencils are PRE-PRINTED by us with a special material - using the list of messages you specify. Simply e-mail, fax or post us your list and we will manufacture these stencils.

The permanent stencils are used for messages which repeat fairly often (such as part-numbers) and each message can be re-used to etch up to 3000 times!

Variable Numbering Stencil




The numbering stencil works by mounting special numbered stencil strips into a cover.

The desired message is obtained by pulling the individual strips until the number appears in the small window cutouts (like the dating stamps in a library)

This number can then be etched onto the part, and to advance to the next number, simply pull the strip to the next digit.

PT handheld fibre stencil ribbon printer



This is a hand-held printer which prints the message on an 18mm x 3metre ribbon (contained inside the printer).


Simply type the message and press "print", then tear off the ribbon with the print. The print will mark 5-10 parts.

As an additional bonus, this unit can also print adhesive labels for labelling shelves and folders etc,

Stencil Options

Trend Marking Systems
 PO Box 1311 Castle Hill NSW 2154
 TEL: 02 96299535 FAX 02 96297535
 EMAIL: trend@trendmarking.com.au
 www.trendmarking.com.au

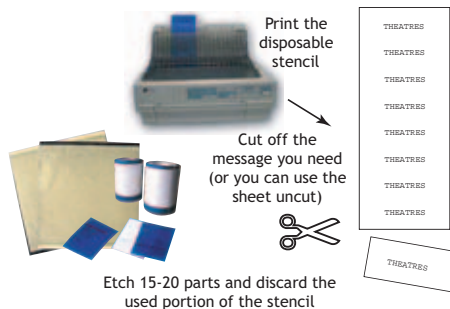
Variable Numbering Head



This option uses the numbered stencil strips in the same way as the variable numbering stencil, however stencil strips are mounted on a rubber belt and moved by a knob.

Simply turn the knob to change the number

Disposable (fibre) stencil




Fibre Paper stencils can be printed in-house (by you) by the following methods:

1. Manual impact typewriter
2. Computer dot-matrix printer (free software)
3. Metal Stamp
4. Hand-written with empty ballpoint or other pointed object

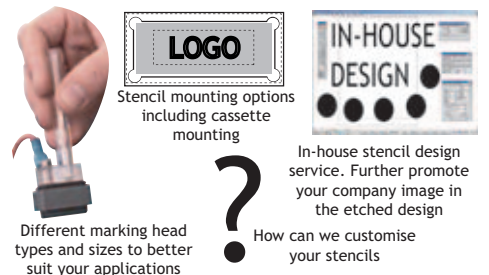
The stencil is used to etch the part(s). Usually one printed message will etch 10-15 parts. After use, the portion of the sheet that was used can be discarded.

ETCHMAIN fibre stencil software



The ETCHMAIN software enables easier printing of disposable fibre stencils when using a computer and dot-matrix pin printer. The software allows you to save messages including the XY print co-ordinates, controls the printer passes to improve print density, changes feed length and print size. As well as this, the DOS-based software has a serial-numbering function to automatically generate serial numbers.

Further solutions



Stencils are an important part of the etching systems. As such, Trend Marking Systems can offer advice on your particular application, and is continually researching better alternatives.

In many cases, stencils can be combined and further customised to suit your individual requirements, to ensure you have the best and most convenient solution.

If you have any questions, please contact Trend on 02) 9629-9535