



Stencil Options

Depending on the information you need to mark onto the instrument, there are a number of different stencils available. A stencil contains the message you wish to transfer onto the part.

Your options include:

1. Permanent Stencil Strips
2. PT hand-held fibre paper ribbon printer
3. Serial numbering (or date marking) stencil
4. Disposable Fibre Paper stencil sheets
5. Alphanumeric combination sheet

A combination of options may offer the best solution to your requirements.



Permanent Stencil Strips

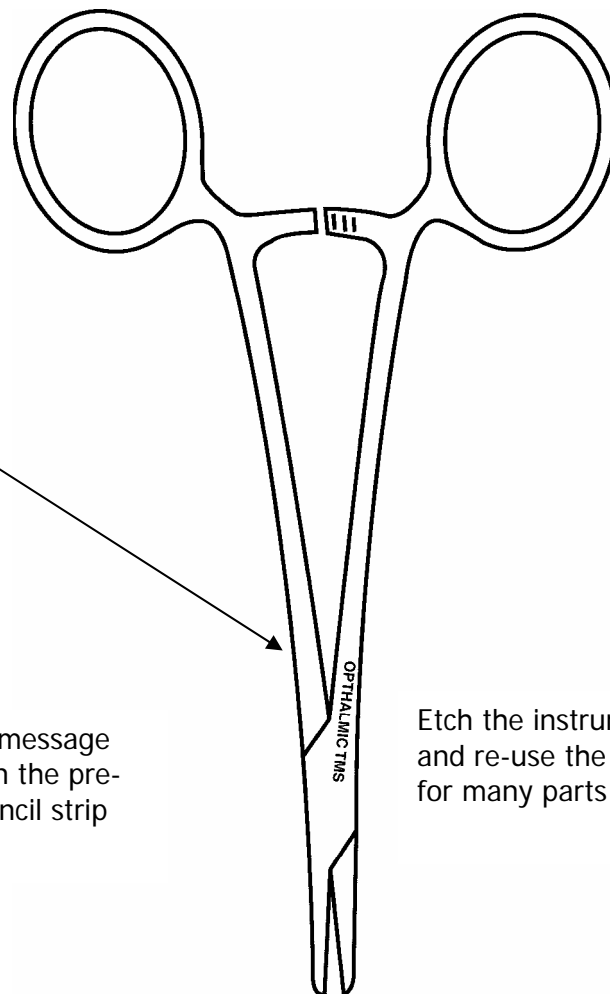
- THEATRE TMS
- THEATRE TMS
- CSSD TMS
- ORTHO TMS
- OPHTHALMIC TMS
- GYNAE TMS
- UROLOGY TMS
- GENERAL TMS
- VASCULAR TMS
- E.N.T. TMS
- DENTAL TMS
- ENDOSCOPY TMS
- ANAES TMS
- PAEDIATRIC TMS
- A & E TMS
- CLINICS TMS
- MATERNITY TMS
- INTENSIVE CARE TMS
- TMS SET #1
- TMS SET#2
- TMS SET#3
- TMS SET#4
- TMS SET#5
- TMS SET #1
- TMS SET#2
- TMS SET#3
- TMS SET#4
- TMS SET#5
- TMS SPARE SET #01
- TMS SPARE SET #02

Permanent stencils are PRE-PRINTED by us with a special material - using the list of messages you specify. Simply e-mail, fax or post us your list and we will manufacture these stencils.

The permanent stencils are used for messages which repeat fairly often (such as marking "THEATRES" or "ORTHOPAEDIC"). Each message can mark 1000-3000 parts!

Permanent stencils are usually produced in strips containing 30 of your messages (25 characters each). As a standard we use a font size of 1.5mm high (6 pt). However, should you wish more messages or different sizes, this is easily done by us, simply specify what you require.

These stencils offer the best quality printing and avoid having to re-print commonly used stencils.



Select the message required on the pre-printed stencil strip

Etch the instrument and re-use the stencil for many parts



PT hand-held fibre paper ribbon printer


This is a hand-held printer which prints the message on an 18mm x 3metre ribbon (contained inside the printer). Various font sizes are available.

Simply type the message and press "print", then tear off the ribbon with the print. The print will mark 5-10 parts.

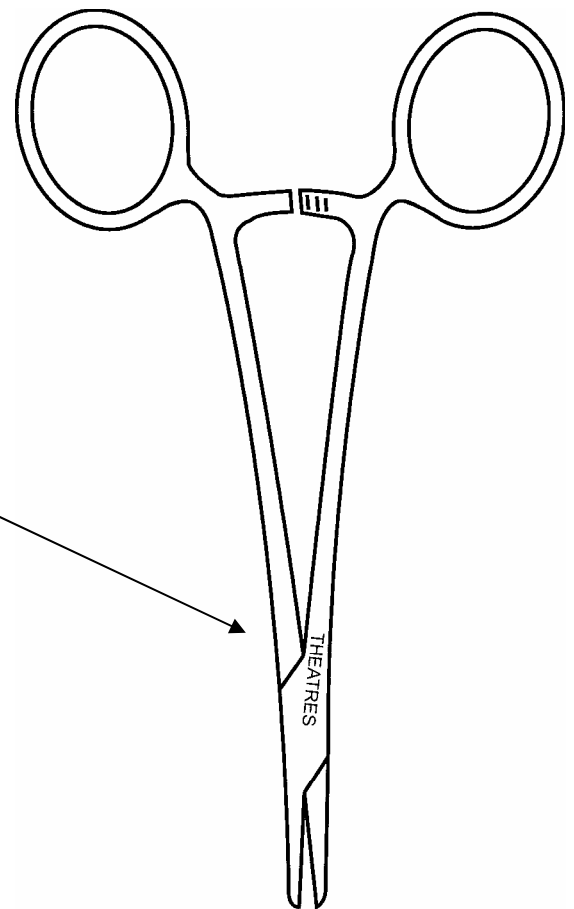
As an additional bonus, this unit can also print adhesive labels for labelling shelves and folders etc, (although we recommend you never use adhesive labels on surgical instruments)



Print the paper stencil ribbon with the hand-held PT printer



The ribbon is contained inside the printer



Etch 5-10 instruments and discard the used portion of the ribbon

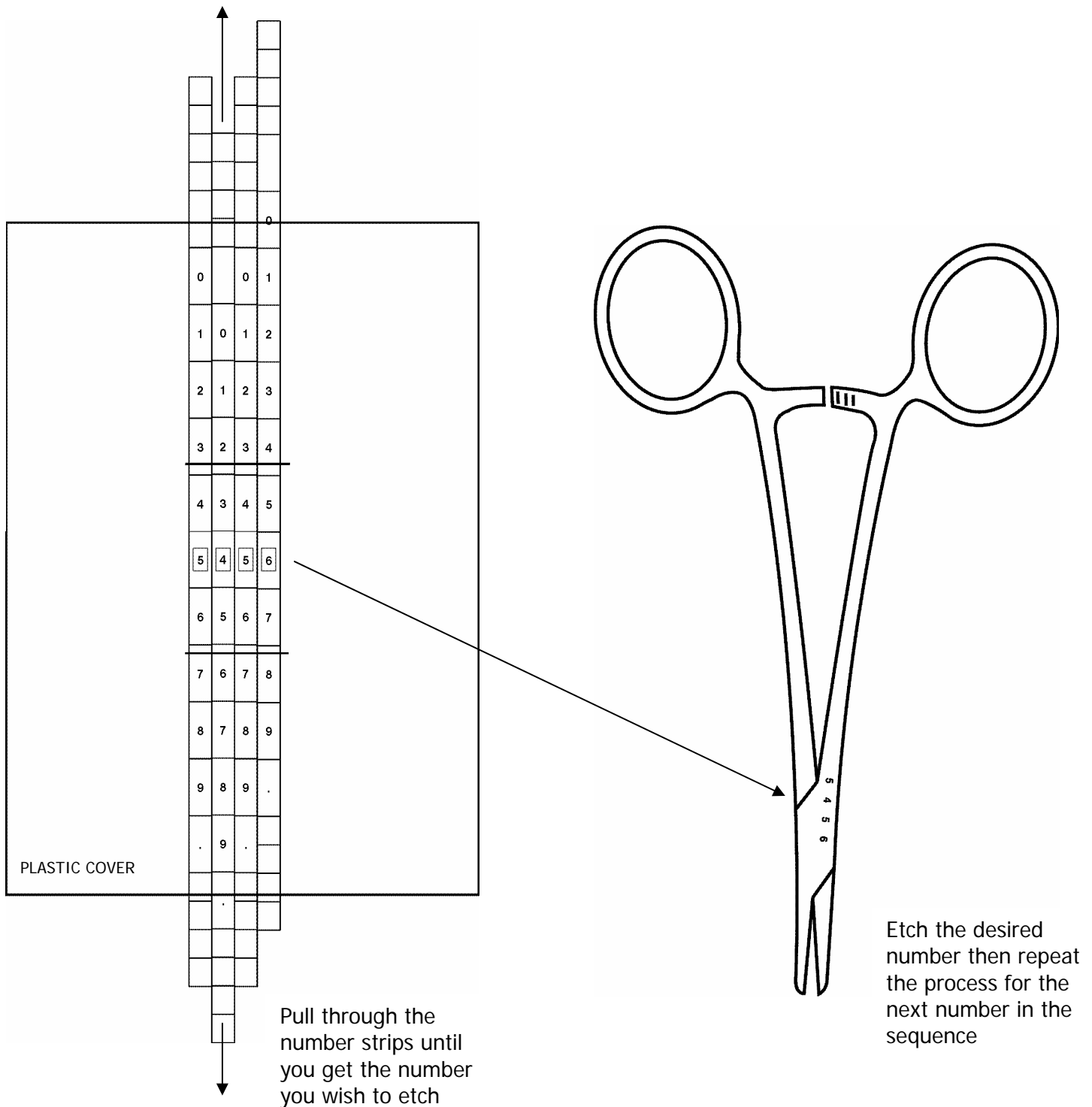


Serial numbering (or date marking) stencil

The numbering stencil works by mounting special numbered stencil strips into a plastic cover.

The desired message is obtained by pulling the individual strips until the number appears in the small window cutouts (like the dating stamps in a library) This number can then be etched onto the instrument, and to advance to the next number, simply pull through the next strip.

These types of stencils can be made to order according to the sizes attached.





Numbering strips available

	SXLTSTR6 ALPHABETICAL LETTERING STRIP 1.5mm (6 pt) Arial BOLD					
	SXLTSTR8 ALPHABETICAL LETTERING STRIP 2.0mm (8 pt) Arial BOLD					
A	SXLTSTR115 ALPHABETICAL LETTERING STRIP 3.0mm (11.5 pt) Arial BOLD					
B	A	SXNUMSTR6 NUMBERING STRIP 1.5mm (6 pt) Arial BOLD				
C	B	A	SXNUMSTR8 NUMBERING STRIP 2.0mm (8 pt) Arial BOLD			
D	C	B	SXNUMSTR115 NUMBERING STRIP 3.0mm (11.5 pt) Arial BOLD			
E	D	C	0	.	SX11.59.4000 CUSTOM STRIP 1.5, 2.0 & 3.0mm Arial BOLD 4 OR LESS, ANY COMBINATION	
F	E	D	1	0	.	
G	F	E	2	1	0	
H	G	F	3	2	1	ABC
I	H	G	4	3	2	SAM
J	I	H	5	4	3	TIB
K	J	I	6	5	4	LID
L	K	J	7	6	5	SML
M	L	K	8	7	6	LGE
N	M	L	9	8	7	PAT
O	N	M	/	9	8	TMS
P	O	N	/	9		ABS
Q	P	O	/			T34
R	Q	P				
S	R	Q				
T	S	R				
U	T	S				
V	U	T				
W	V	U				
X	W	V				
Y	X	W				

Pricing of the variable stencil will depend on the type of strip required and the number of digits required.

More sizes are available (standard sizes shown) and strips can further be customised to suit your requirements (logos/symbols etc...)

Please contact Trend for a quote based on your requirements.



Disposable Fibre Paper stencil sheets

20 sheets included in hospital starter package

Fibre Paper stencils can be printed in-house (by you) by the following methods:

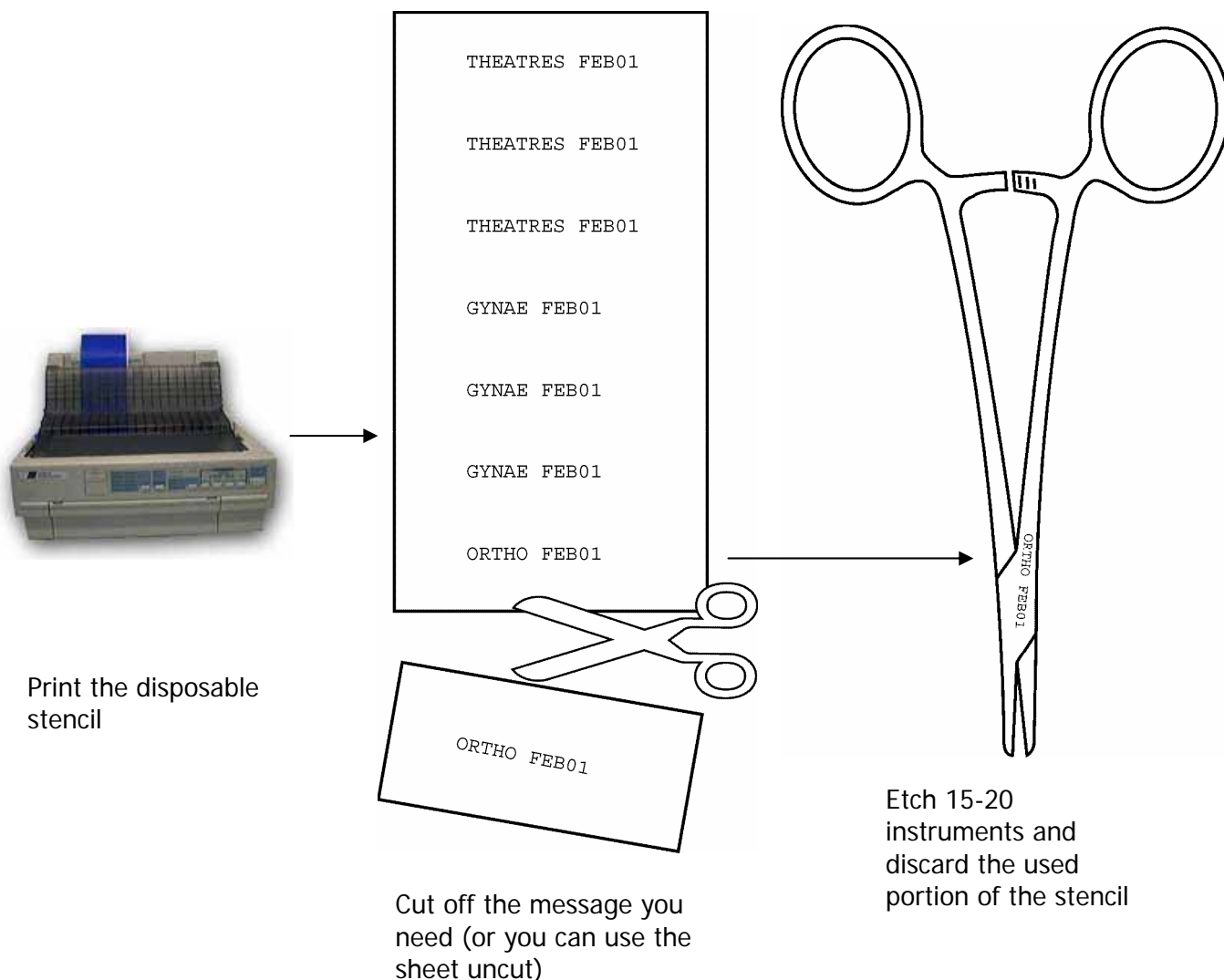
1. Manual impact typewriter
2. Computer dot-matrix printer
3. Metal Stamp
4. Hand-written with empty ballpoint or other pointed object

The stencil is used to etch the instrument(s). Usually one printed message will etch 10-15 instruments. After use, the portion of the sheet that was used can be discarded.

SPECIAL OFFER.....

When using a dot-matrix printer, Trend can supply a dos-based program to improve the quality of the imprint and add useful functions such as multiple prints and serial numbers.

This software is free of charge with your order. Please let us know if we should send this to you.





Alphanumeric Combination Sheet

The Alphanumeric combination sheet contains a copy of the letters A-Z and the numbers 0-9.

Each letter can be etched separately to generate any possibility of Alphanumeric codes onto the part.

Standard sizes are 1.5mm (6pt) ARIAL BOLD, 2.0mm (8pt) ARIAL BOLD, 3.0mm (11.5pt) ARIAL BOLD although you can specify any other size required.

For pricing please contact Trend

