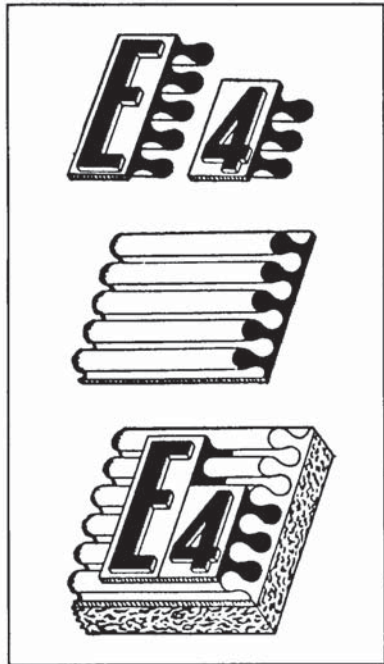


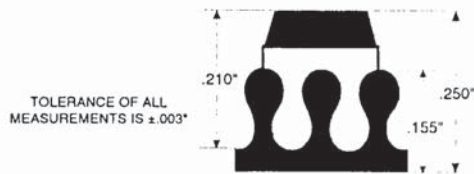
Standard sets and custom logos available



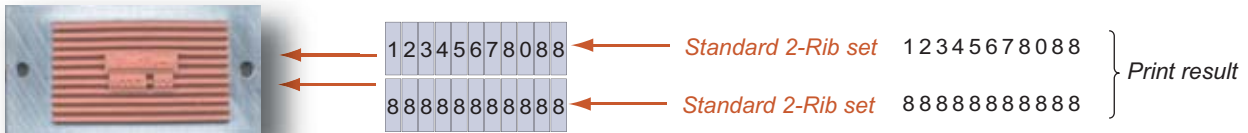
The TYPE is cast in one piece to standard height. The face of the type is deep and clear cut.

All letters are in accurate alignment. The BASE is also cast from rubber in one piece. Any length, width or shape can be made.

Any type size can be mounted in the base. The TYPE is locked in the BASE by finger pressure. The base will hold the type firm in position. No slipping or moving out of line while printing.



Insert individual letters/numbers on multiple lines



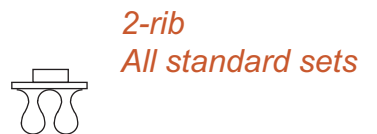
Quantities in sets

"5A" ASSORTMENT: 136 pieces (Uppercase Letters only)

Characters	A	B	C	D	E	F	G	H	I	J	K	L	M	N	O	P	Q	R	S	T	U	V
# in Set	5	4	5	4	6	4	4	4	5	2	2	5	3	5	5	4	2	5	5	5	3	2
Characters	W	X	Y	Z	1	2	3	4	5	6	7	8	9	0	.	,	-	&	\$	'		
# in Set	3	2	3	2	3	2	2	2	2	2	2	2	2	3	4	4	3	1	1	2	00	

"F" ASSORTMENT: 56 pieces

Characters	1	2	3	4	5	6	7	8	9	0	.	,	/	\$?
# in Set	5	5	5	5	5	5	5	5	5	5	2	1	1	1	1



Common Sizes

Logos and custom pieces quoted on request

- ABCDEFGHIJ123456789 1.6MM-1/16"
- ABCDEFGHIJ123456789 2.0MM-5/64"
- ABCDEFGHIJ123456789 2.8MM-7/64"
- ABCDEFGHIJ123456789 3.2MM-1/8"
- ABCDEFGHIJ123456789 3.6MM-9/64"
- ABCDEFGHIJ123456789 4.8MM-3/16"